

Economic Development Winnipeg

# WEEKLY ECONOMIC DIGEST



## EMPLOYMENT LEVELS REMAIN STABLE

NATURAL AND APPLIED SCIENCES OCCUPATIONS HIGHLIGHT A TREND IN THE RIGHT DIRECTION

*Chris Ferris, Senior Economist*

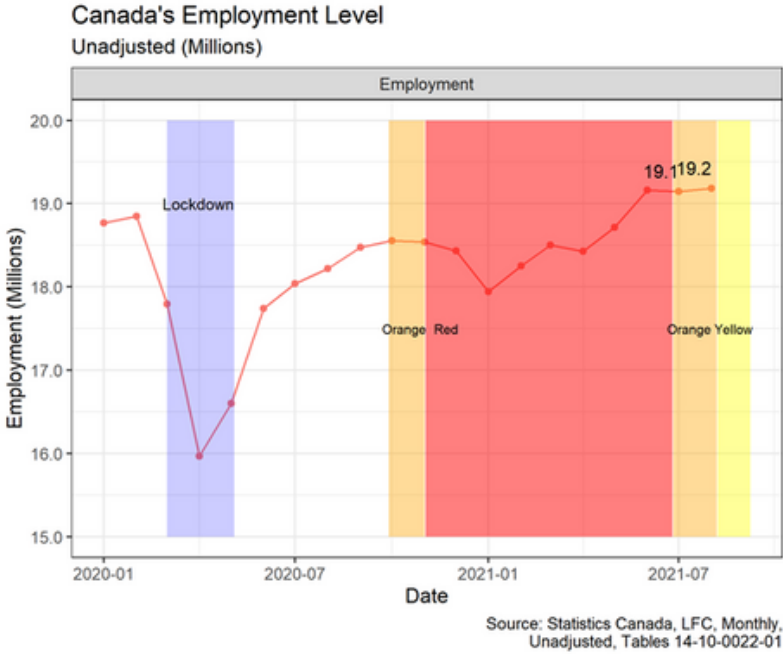
### Bottom Line

August 2021's unadjusted employment numbers did not change significantly month-over-month. Net unemployment rates rose in both Canada and Manitoba, driven by more women actively searching for work, and so are classified as unemployed. This was mainly driven by women aged 25 or more.

When we consider employment by occupation, we can see that there are long-term (2011 through 2021) supportive trends in the expansion of: **Business, Finance and Administration; Natural and Applied Sciences; Health; and Education, Law and social, community and government services.** Natural and Applied Sciences occupations are up strongly in Aug'21 vs Feb'20.

When consider the employment index of Aug'21 vs Feb'20 by industry, we can see that the strongest gainers are: **public administration; finance and insurance; info, culture and recreation; wholesale sales; construction; and manufacturing – non-durables.**

# ANALYSIS OF LABOUR FORCE SURVEY

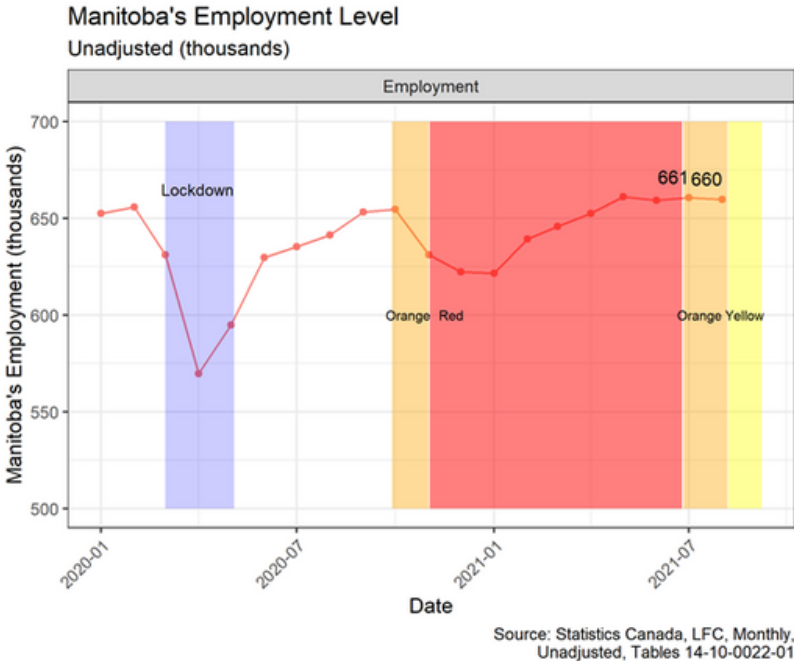


## Canada and Manitoba Employment Level

Statistics Canada released the August 2021 labour force survey on September 10, 2021.

Canada's unadjusted employment level rose to 19.2 million, up slightly from 19.1 in July 2021.

Manitoba's unadjusted employment slipped slightly to 660 thousand from 661 thousand in July 2021.



Considering unadjusted data, the share of the population 15+ unemployed rose, driven by more women actively searching for employment and so being classified as unemployed.

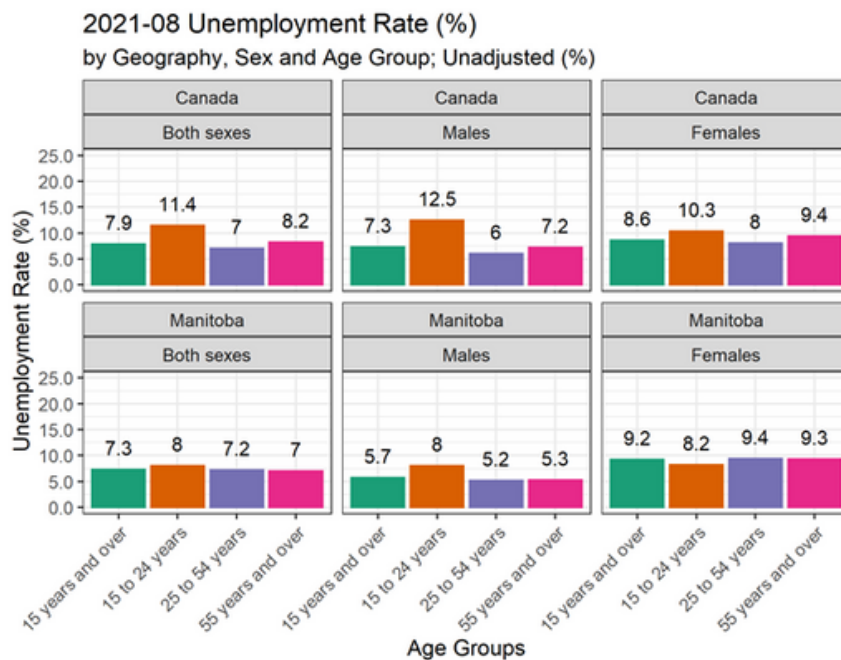
For the female population aged 15+, this pushed share unemployed to 5.3 per cent in Canada (+0.5 points), and 5.7 per cent in Manitoba (+1.2 points).

Source: Statistics Canada, Table 14-10-0022-01

# ANALYSIS OF LABOUR FORCE SURVEY

## Canada and Manitoba Unemployment Level

Canada's unemployment rate rose to 7.9 per cent, while to 11.4 per cent for those 15 to 24, and rising for those 25+. This was driven the increase in the unemployment rate among Canadian women 25+. Manitoba's unemployment rate rose to 7.3 per cent, this was likewise driven by women, but in this case by all ages compared to July 2021.



Source: Statistics Canada, LFC, Monthly, Unadjusted, Tables 14-10-0022-01

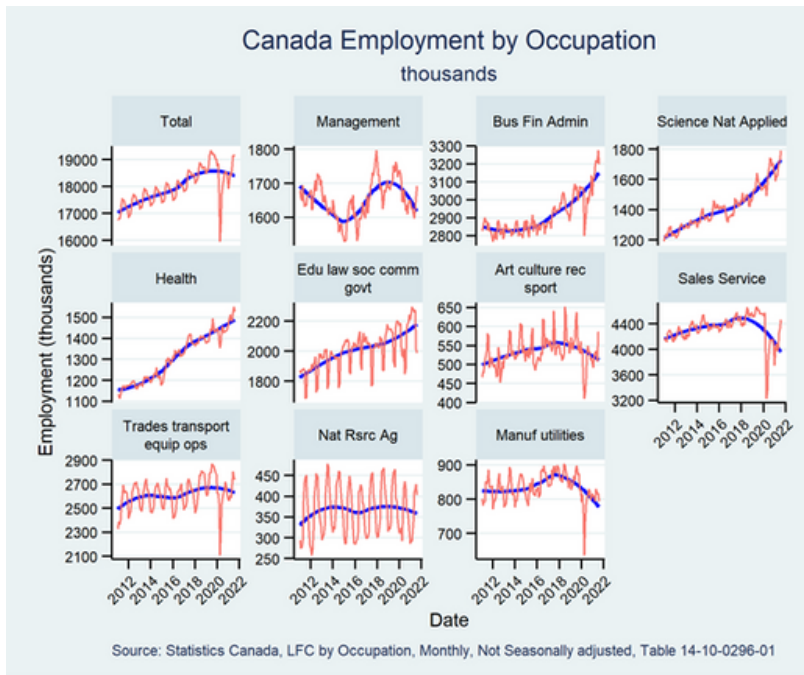
## Manitoba Employment by Industry

Compared to a Feb'20, Manitoba's goods producing industries show the **construction** industry employment was up 17 per cent, followed by **non-durable manufacturing** being up 5 per cent. Employment in **utilities** is down 20 per cent, and **natural resources** by 25 per cent.

Compared to a Feb'20, Manitoba's service producing industries show **public administration, finance and insurance, info, culture and recreation** and **wholesale sales** up between 17 and 19 per cent. The **real estate, rental and leasing industry** is down 15 per cent, and education services down 27 per cent.

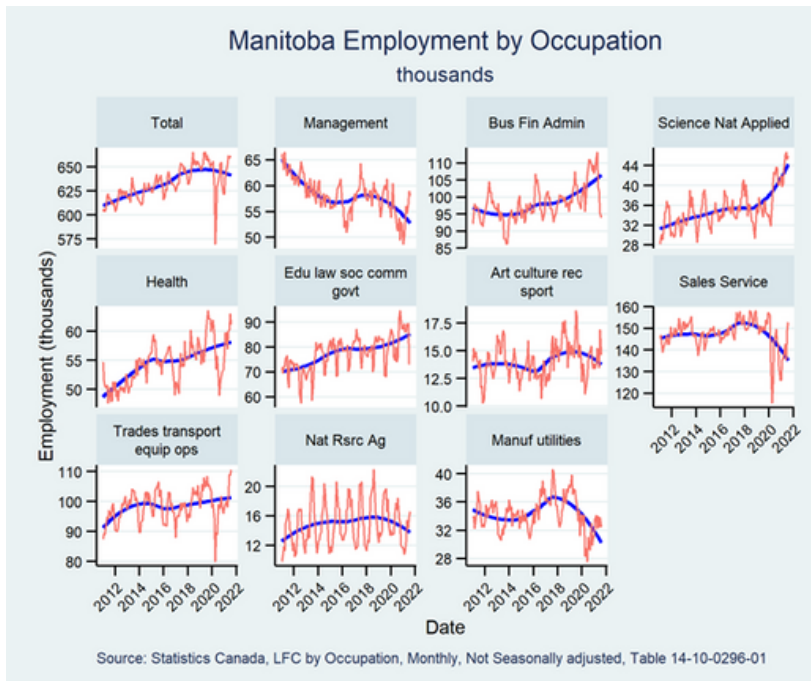
Source: Statistics Canada, Table 14-10-0022-01

# ANALYSIS OF LABOUR FORCE SURVEY



## Canada and Manitoba Employment by Occupation

If we look at the monthly change in employment by the one-digit **National Occupational Codes (NOC)** from 2011 to August 2021, we can see the following. There are obvious seasonal effects in several occupations, but is perhaps the strongest in **Natural resources, agriculture, and related production occupations**.

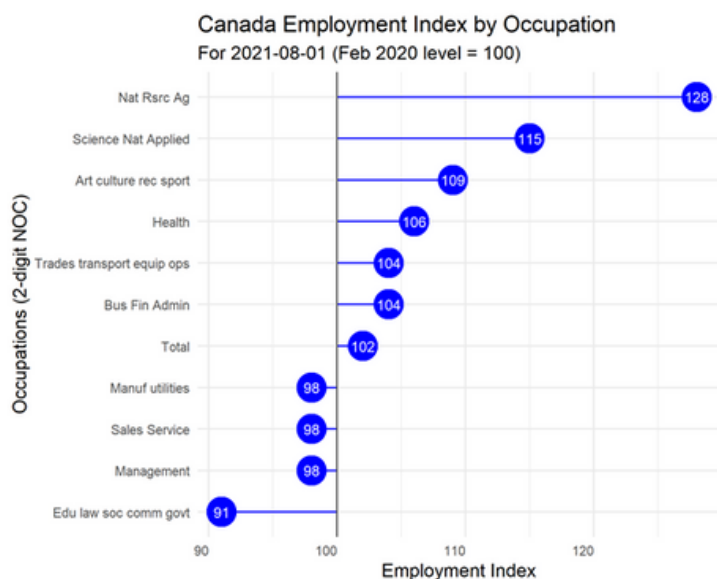


There is a strong upward trend increase of occupations for both Canada and Manitoba:

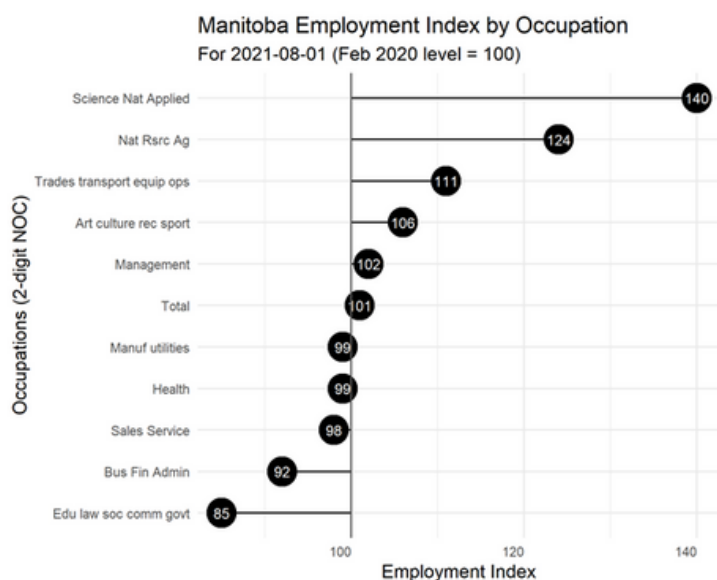
- **Business, Finance and Administration,**
- **Natural and Applied Sciences and related,**
- **Health, and**
- **Education, Law and social, community and government services.**

Source: Statistics Canada, Table 14-10-0296-01

# ANALYSIS OF LABOUR FORCE SURVEY



Source: Statistics Canada, LFC by Occupation, Monthly, Not Seasonally adjusted, Table 14-10-0296-01



Source: Statistics Canada, LFC by Occupation, Monthly, Not Seasonally adjusted, Table 14-10-0296-01

We look at how Canadian employment by NOC looks like in August 2021 compared to pre-pandemic February 2020.

- While **Natural Resource, Agriculture and related production** is 28 per cent above Feb'20, this is a seasonal effect expected to decline as we head into the fall, typically bottoming out in the winter.
- **Natural and Applied Sciences and related** though has a long-term upward trend growth, so being up 15 per cent above Feb'20 appears to have greater staying power.

Similarly, for Manitoba:

- **Natural and Applied Sciences and related** though has a long-term upward trend growth, so being up 40 per cent above Feb'20 appears to have staying power.
- **Natural Resource, Agriculture and related production** is 24 per cent above Feb'20, this is a seasonal effect expected to decline as we head into the fall, typically bottoming out in the winter.

## INQUIRIES AND CONTACTS

If you require help accessing government programs, contact our YES! Winnipeg team through the [Help us help you form](#).

General inquires: [wpginfo@edwinnipeg.com](mailto:wpginfo@edwinnipeg.com)

Marketing & communications inquiries: [marketingandbranding@edwinnipeg.com](mailto:marketingandbranding@edwinnipeg.com)