

Economic Development Winnipeg

WEEKLY ECONOMIC DIGEST



LABOUR/HIRING MARKETS: A TWO-SPEED RECOVERY

HIRING WORKERS AND FOOD SUPPLY CHAIN RESTART CHALLENGES

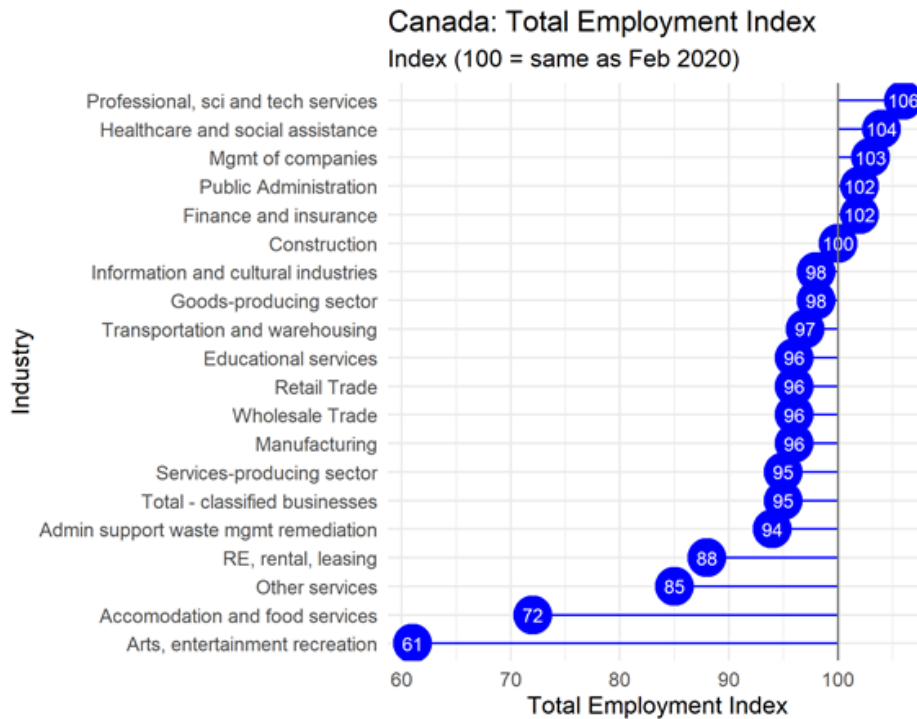
Chris Ferris, Senior Economist

Bottom Line

Questions continue to arise about how the labour market is performing. There are diverse results in the labour market, with employment gains in the **professional science and tech industries**, and the **information and cultural industries**, while **travel and tourism related employment** is still down compared to pre-pandemic February 2020.

The June 2021 job vacancy rate is lower in Manitoba than Canada. At a Canada level, job vacancies in the accommodation and food services is about 2.5 times higher than the all-industries average.

CANADA: EMPLOYMENT BY INDUSTRY - JUN'21



Source: Statistics Canada, Payroll employment, earnings and hours by Industry
Tables 14-10-0223-01 Chart by Chris Ferris

Labour and hiring markets remain a two-speed affair – with some industries exceeding their pandemic levels of staff, while others continue to struggle. The monthly Survey of Employment, Payrolls and Hours (SEPH) supplies data on how hiring markets by industry are performing as well.

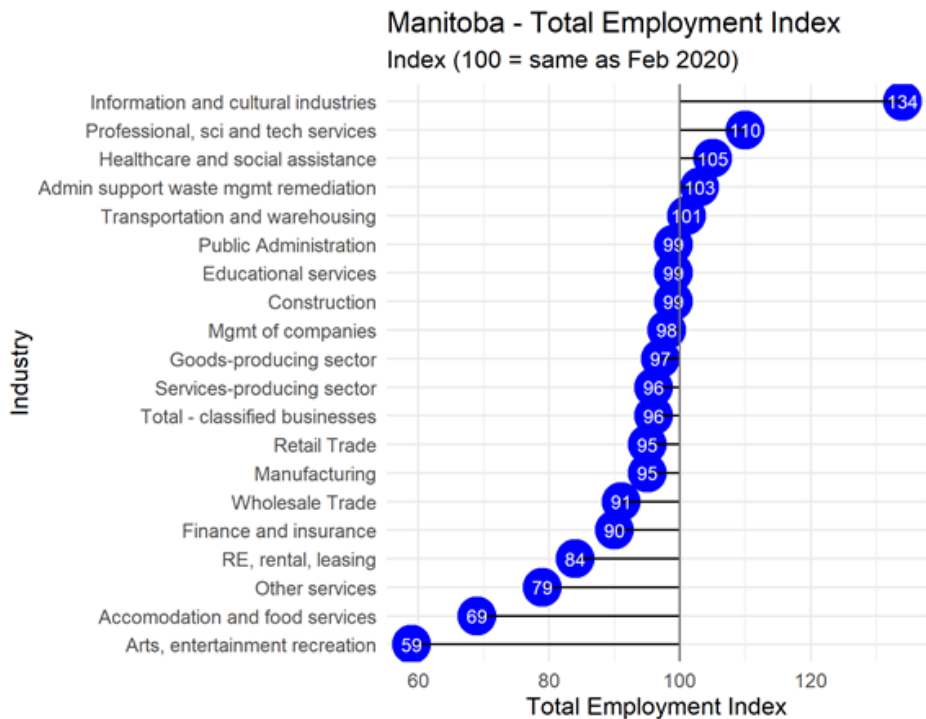
When we compare Canada's June'21 employment level by industry to its level in February 2020, we see that **professional, science and technical services** is up 6 per cent.

The two industries down the most (driven by the pandemic) are:

- **Accommodation and food services**, down 28 per cent, and
- **Arts, entertainment, and recreation**, down 39 per cent.

Source: Statistics Canada, Table 14-10-0223-01

MB: EMPLOYMENT BY INDUSTRY - JUN'21



Source: Statistics Canada, Payroll employment, earnings and hours by Industry
Tables 14-10-0223-01 Chart by Chris Ferris

When we compare Manitoba's June'21 employment level by industry to its level in February 2020, we see that two industries up the most are:

- **Information and cultural industries** are up 34 per cent.
- **professional, science and technical services** is up 10 per cent.

The two industries down the most (driven by the pandemic) are:

- **Accommodation and food services**, down 31 per cent, and
- **Arts, entertainment, and recreation**, down 41 per cent.

While Manitoba does not have a monthly breakdown of the subcategories of information and cultural industries, Canada does in [CODR Table 14-10-0201-01](#). So, while **information and cultural industries** at a Canadian level is down about 2 per cent vs Feb'20, **data processing, hosting, and related services** gained about 20 per cent over Feb'20. The publishing industry gained 5 per cent over Feb'20.

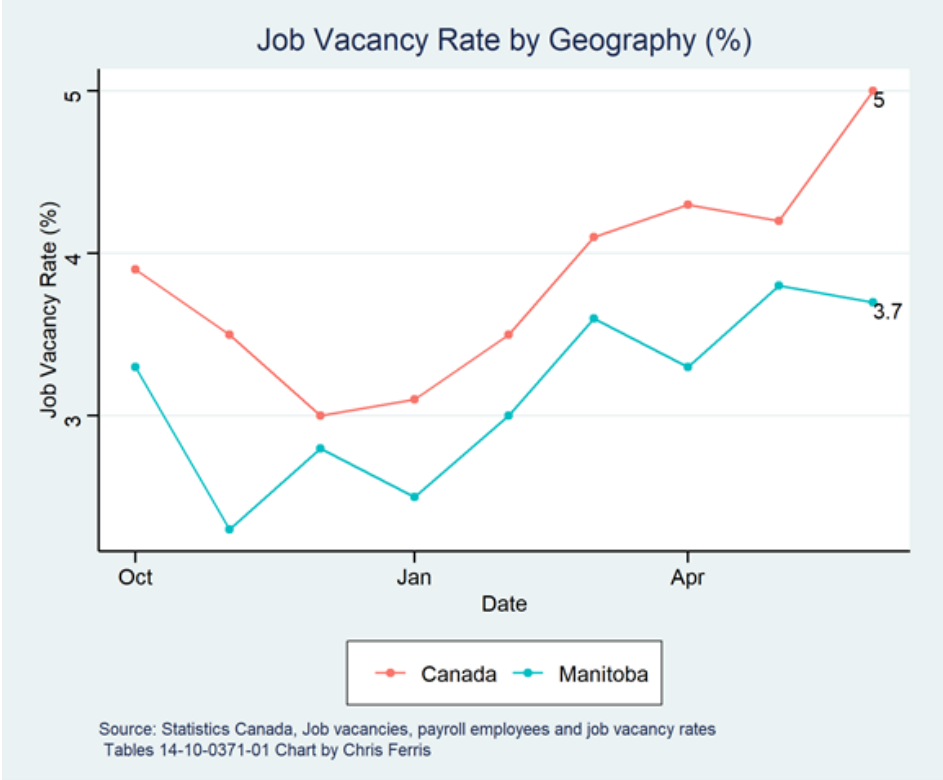
Data processing, hosting, and related services benefitted from the work from home (WFH) and other pandemic-driven trends. It will like to continue to benefit from the shift to various flavours of hybrid offices that appear to be emerging post-pandemic.

Source: Statistics Canada, Table 14-10-0223-01

JOB VACANCY RATES - JUNE 2021

Canada and Manitoba's Job Vacancy Rates

Statistics Canada restarted its job vacancies analysis for October 2020; it had been halted early in the pandemic to free up resources for pandemic specific analysis. We can see that the share of job vacancies has been trending up since the start of 2021. For all industries in June 2021, Canada's job vacancy rate rose to (5 per cent), while dipping to 3.7 per cent in Manitoba.

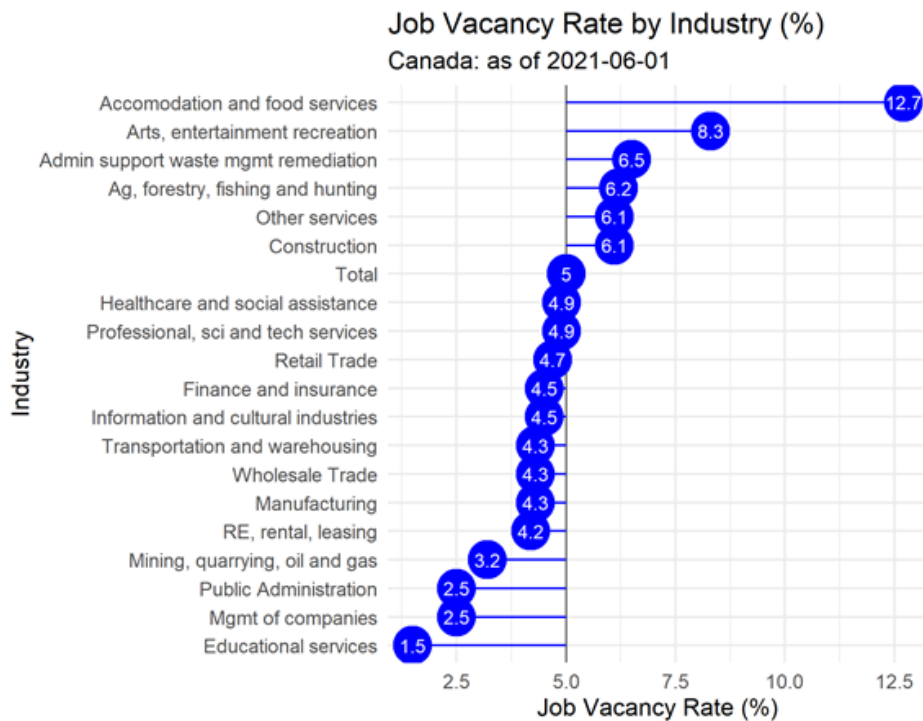


Canada Job Vacancy Rates by Industry

If we look at Canada's June 2021 job vacancy rate by industry, we can see which industries were trying to hire substantial number of staff compared to the number of employees on their payroll. Significant COVID-19 restrictions were being eased in parts of Canada in June. So, it is not surprising that the heavily affected **accommodation and food services industry** has the highest job vacancy rate (12.7%). Similarly with **Arts, entertainment, and recreation** (8.3%).

Source: Statistics Canada, Table 36-10-0371-01

CANADA JOB VACANCY RATE BY INDUSTRY



Source: Statistics Canada, Job vacancies, payroll employees and job vacancy rates
Tables 14-10-0372-01 Chart by Chris Ferris

Restaurant's Canada's Restaurant Outlook Survey Q2 2021 noted that restaurant owners saw difficulty to hire back-of-house-positions (80 per cent) and front-of-the-house-positions (67 per cent) in July 2021. They noted that job vacancy rates at quick-service restaurants are 14.5%, and table-service restaurants are 11.4%. We expect to see hiring struggles continue for some time. At the same time, significant debts accumulated during the pandemic, and food supply chain restart issues has its difficulties. **So even with eased restrictions, restarting the restaurant industry will continue to be challenging.**

INQUIRIES AND CONTACTS

If you require help accessing government programs, contact our YES! Winnipeg team through the [Help us help you form](#).

General inquires: wpginfo@edwinnipeg.com

Marketing & communications inquiries:

marketingandbranding@edwinnipeg.com