

Economic Development Winnipeg

# WEEKLY ECONOMIC DIGEST



## MANITOBA LABOUR FORCE SURVEY - MAY 2021

MEETING VACCINATION TARGETS KEY TO THE RETURN TO 'NORMAL.'

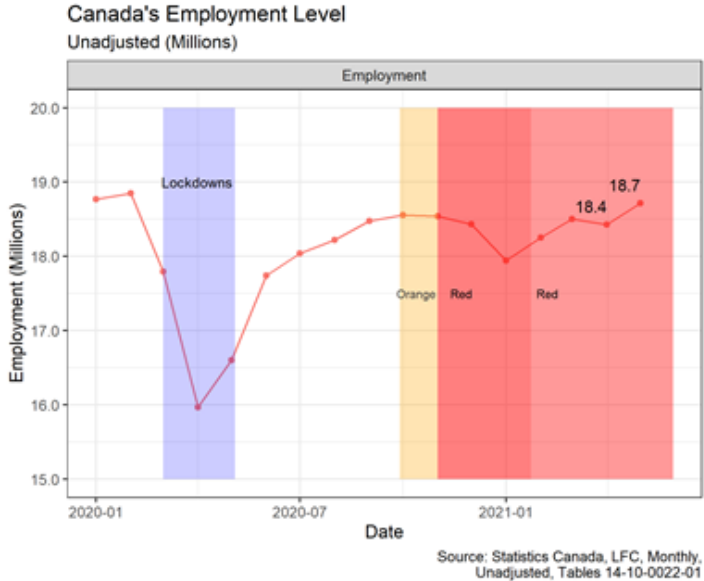
*Chris Ferris, Senior Economist*

### Bottom Line

The Manitoba labour force report was not as dismal as feared last month. This good news was due in part to the rapid pace of vaccinations in Manitoba, with some seasonal effects as well. While some areas of the province are showing lower vaccination rates than others, perhaps the incentives offered this week will help persuade those who have not yet crossed the Rubicon to get vaccinated.

The '4-3-2-ONE Great Summer' reopening path offers firm vaccination targets and dates. Given Manitoba's current and expected vaccination pacing we should hit these targets, which bodes well for a return to normal for both employers and employees.

# ANALYSIS

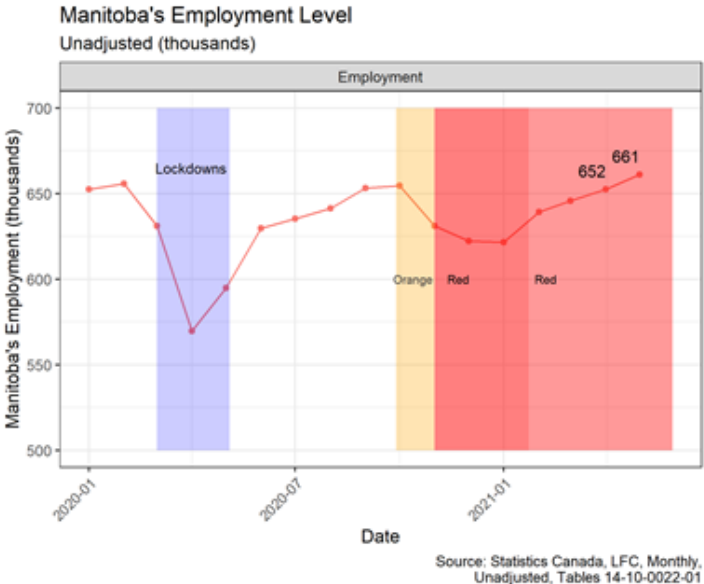


## Canada and Manitoba Employment Levels

Statistics Canada released the May 2021 Labour Force Survey on June 4, 2021.

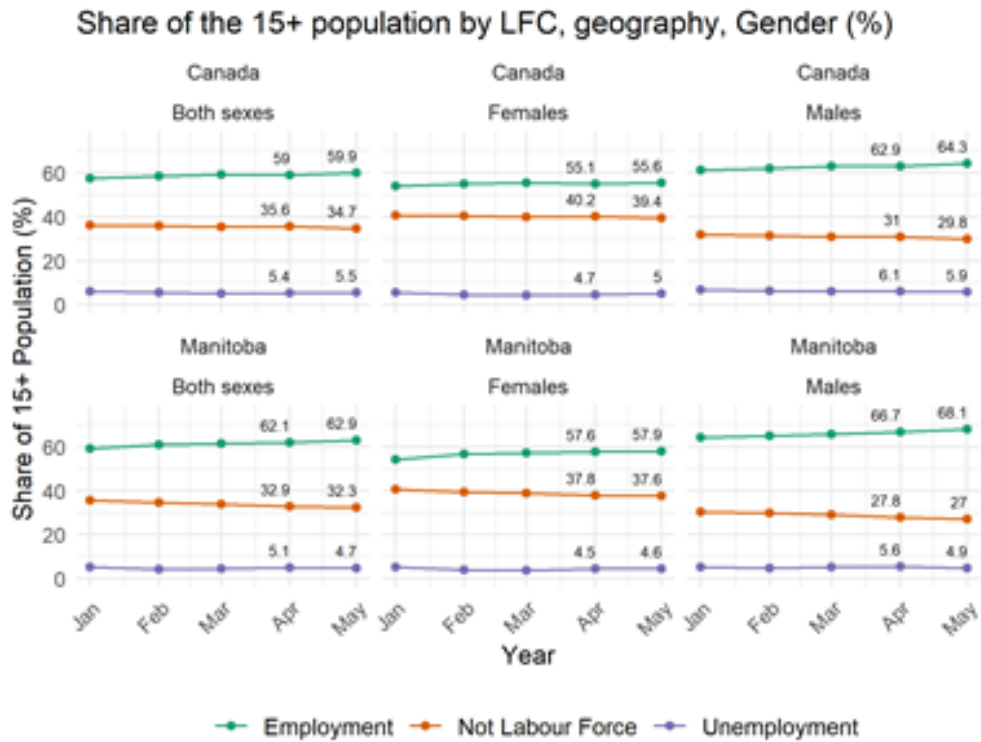
Canada's unadjusted employment levels rose to 18.7 million, up 1.6% on the month.

Manitoba's unadjusted employment levels rose to 661 thousand, up 1.4% on the month.



Sources: Statistics Canada. Table 14-10-0022-01, Labour force characteristics by industry, monthly, unadjusted for seasonality.

# ANALYSIS



Source: Statistics Canada, LFC, Monthly, Unadjusted Tables 14-10-0287-01, Chart by Chris Ferris

## Those aged 15+ who are in, and not in, the labour force

Due to COVID-19's significant disruption to labour markets, it is important to monitor the share of the population that is not in the labour force (NLF), along with those in the labour force (LF) = employed (E) + unemployed (U). The unemployment rate is calculated on U/LF.

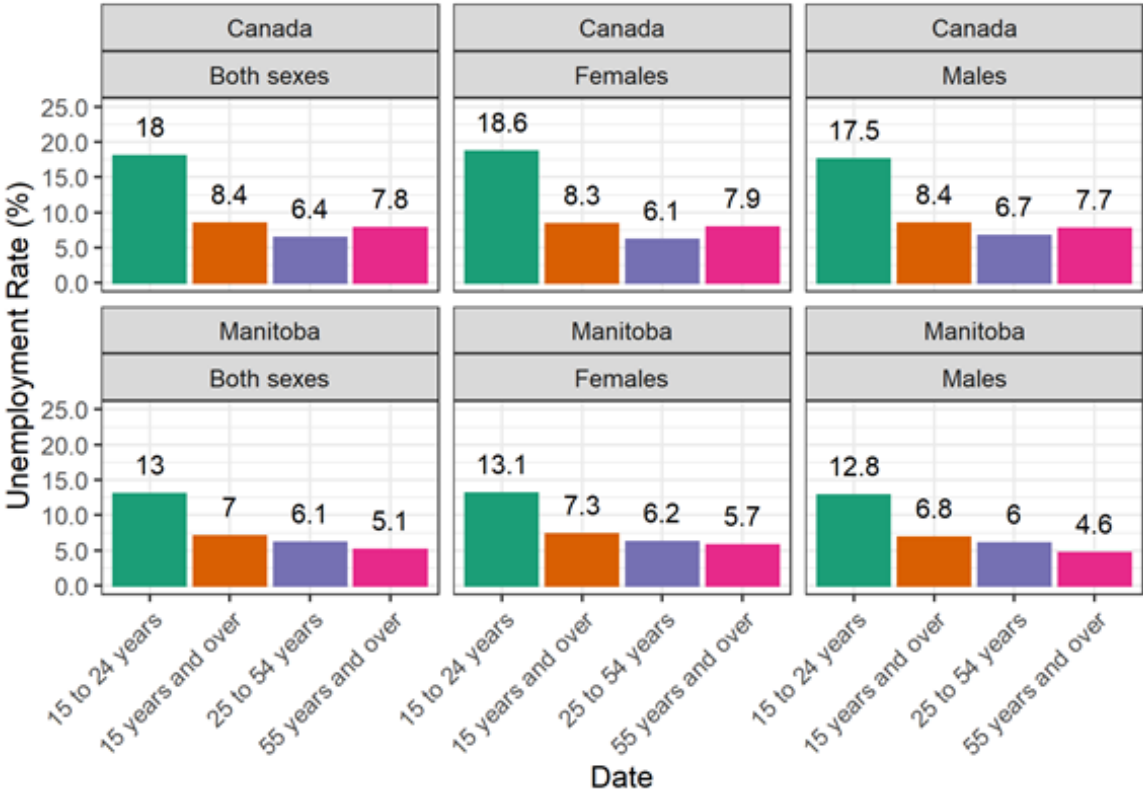
For Canada, the share of the working age people who are employed rose by 0.9 points to 59.9 per cent. This was driven by a decline of those not in the labour force by 0.8 points to 34.7 per cent, and an increase of those actively looking, but unemployed by 0.1 points to 5.5 per cent.

For Manitoba, the share of the working age people who are employed rose by 0.8 points to 62.9 per cent. This was driven by a decline in those not in the labour force by approximately 0.6 points to 32.3 per cent, and a decline in those actively looking but unemployed by approximately 0.4 points to 4.7 per cent. (May 2021 shares adds to more than 100 per cent due to rounding).

Sources:  
 Statistics Canada. Table 14-10-0287-01, Labour force characteristics, monthly, not seasonally adjusted.

# ANALYSIS

2021-05 Unemployment Rate (%)  
by Geography, Sex and Age Group; Unadjusted (%)



Source: Statistics Canada, LFC, Monthly, Unadjusted, Tables 14-10-0022-01

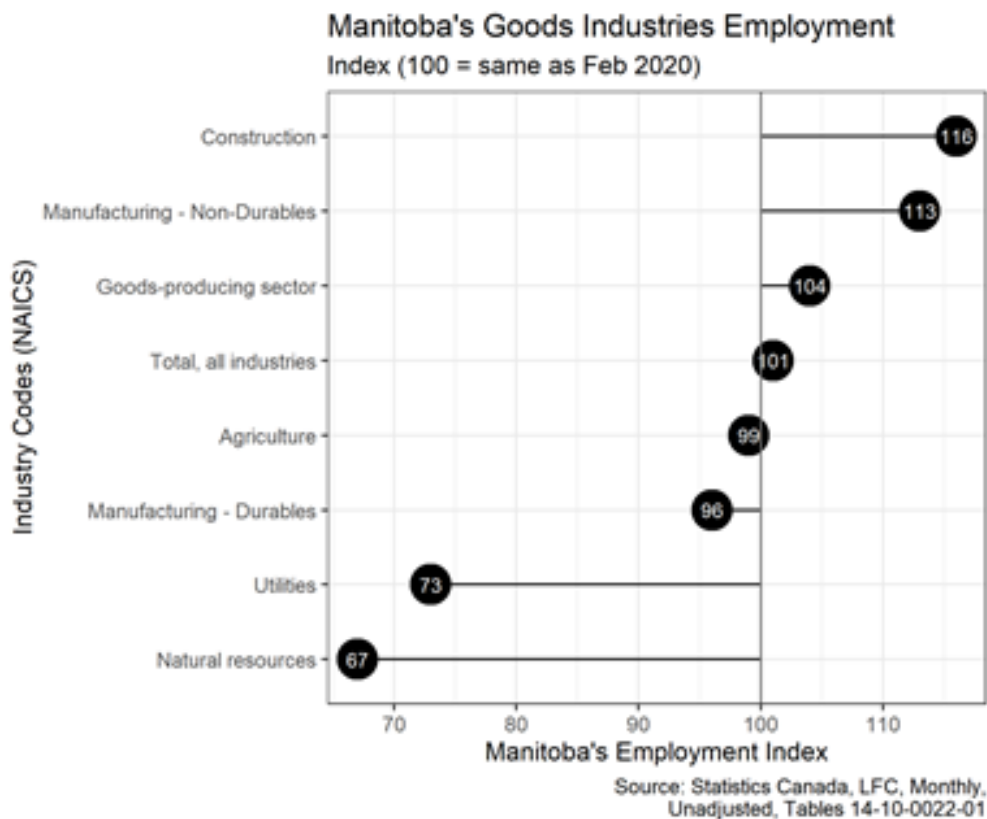
## 2021-05 Unemployment Rates

Canada’s unemployment rate held steady at 8.4%, while Manitoba’s fell.

The only case where unemployment in Manitoba is higher than the Canadian average is: Women aged 25 to 54.

Sources:  
Statistics Canada. Table 14-10-0022-01, Labour force characteristics by industry, monthly, unadjusted for seasonality.

# ANALYSIS



## Manitoba's Goods Industries Employment vs Feb 2020

To show the effects of the pandemic on employment, May 2021 will be compared against February 2020 results./1

Employment in goods-producing industries are 4 per cent above their level in February 2020.

Employment is above the Feb 2020 result for:

- Construction is up 16 per cent,
- Manufacturing – Non-durables is up 13 per cent.

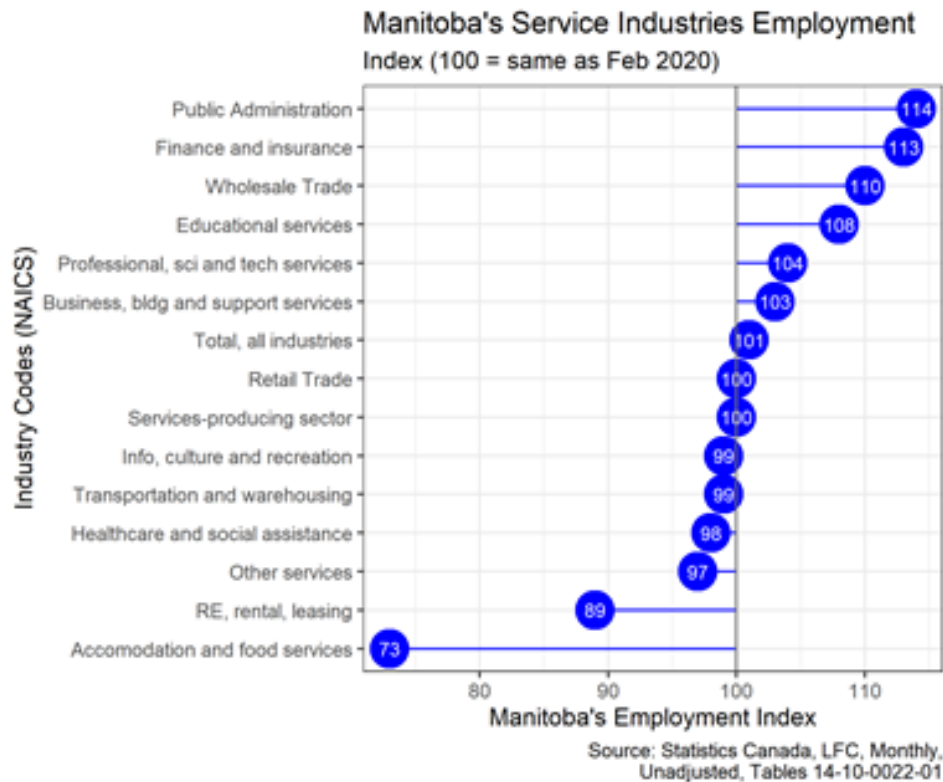
The two goods-producing sectors down the most vs February 2020 are:

- Utilities are down 27 per cent, and
- Natural resources are down 33 per cent.

---

/1. We will be comparing to Feb 2020 for April and May 2021. After that we will move back to a year-over-year comparison. This is because April and May 2020 were dramatically lower than the rest of the data series, and the comparison gives off an excessively rosy view of the current state of employment by comparison. We will then switch back to a year-over-year comparison for the June 2021 data.

# ANALYSIS



## Manitoba's Services Industries Employment vs Feb 2020

Employment in services-producing industries are equal to their level in February 2020.

The top two sectors where employment is above Feb 2020 are:

- Public administration is up 14 per cent,
- Finance and insurance are up 13 per cent.

The two services-producing sectors down the most vs February 2020 are:

- Real estate, rental and leasing is down 11 per cent, and
- Natural resources are down 27 per cent.

# ANALYSIS

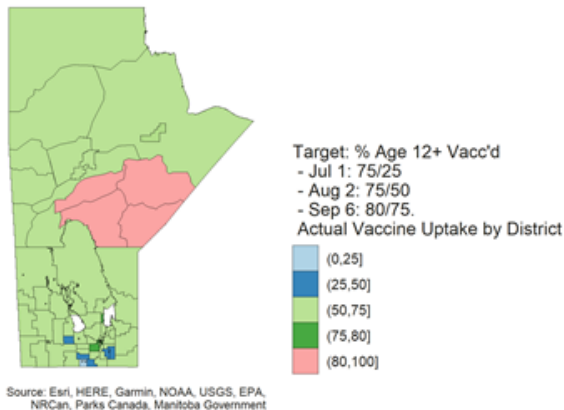
## Impact of COVID-19 vaccination uptake on Labour Market

The provincial average uptake for first doses broke the 70% barrier on June 9, 2021, for those aged 18+. The Province of Manitoba has announced following initiatives including:

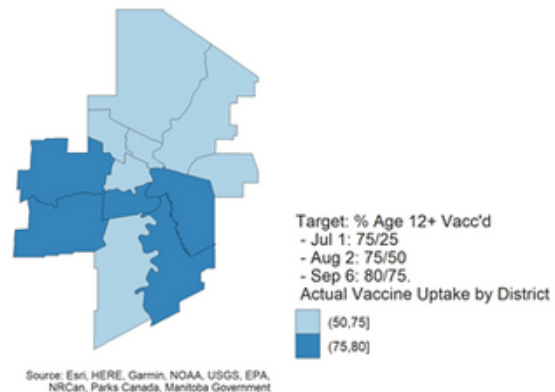
- **Immunization cards** for those who have had their second dose for at least 14-days,
- **Paid-time off** to get vaccinated,
- First and second dose **vaccine lottery** prizes across Regional Health Authorities (total prizes of \$2 million), and
- The province rolled out its '**4-3-2-ONE Great Summer**' reopening path on June 10, 2021, that is dependent upon meeting vaccination targets for 1st and 2nd shots by milestone dates. Vaccine uptake share for those aged 12+ (1st dose, second dose): Canada Day: (75, 25), August Long weekend: (75, 50), and Labour Day: (80, 75).

The top 3 districts for uptake among those aged 18+ are all in the North, exceeding the provincial average by more than 20%. All of Winnipeg's RHA districts are at or above 50% uptake for the first dose.

Vaccination 1st dose Uptake Rate by HRA District  
Percentage of Manitobans 18 years+ as of 2021-06-10



Vaccination 1st dose Uptake Rate by WPG RHA District  
Percentage of Manitobans 18 years+ as of 2021-06-10



## INQUIRIES AND CONTACTS

If you require help accessing government programs, contact our YES! Winnipeg team through the [Help us help you form](#).

General inquires: [wpginfo@edwinnipeg.com](mailto:wpginfo@edwinnipeg.com)

Marketing & communications inquiries:

[marketingandbranding@edwinnipeg.com](mailto:marketingandbranding@edwinnipeg.com)