

June 2020 Manitoba Employment Rebounds

Chris Ferris, Senior Economist
July 17, 2020

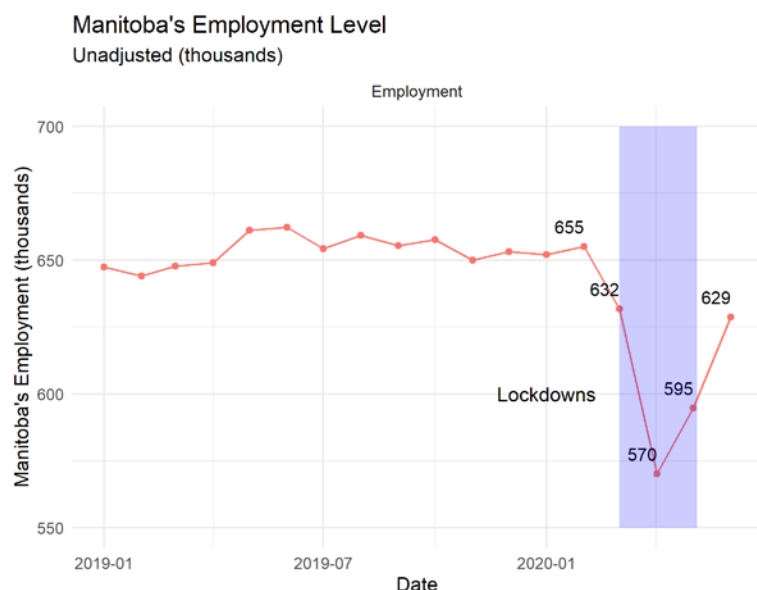
Bottom Line

The Manitoba post-COVID-19 labour market continues to improve. Manitoba's June 2020 (unadjusted) employment rose by 34,000 to 629,000. **The Manitoba all industry index in June 2020 is 96** - 4 per cent points below February. **For those aged 15 to 24, the Manitoba employment index is now 99, a significant improvement over May's index of 82.** For this age group, Manitoba's June employment index is better than the national average.

Some challenges remain however. In June 2020, some the employment indices are below the Manitoba all-industry average: **94** for those aged 25 to 54, **94** for services-producing industries, and **93** for female workers. Considering employment change by industry and gender, we see that the employment index is **104** for the combination of male and goods-producing industries, and **91** for the combination of female and goods-producing industries. **To help parents rejoin the labour market and support economic growth, we will need to ensure safe childcare and school re-opening in the fall.**

Analysis

Figure 1: Manitoba's Employment Level (thousands)

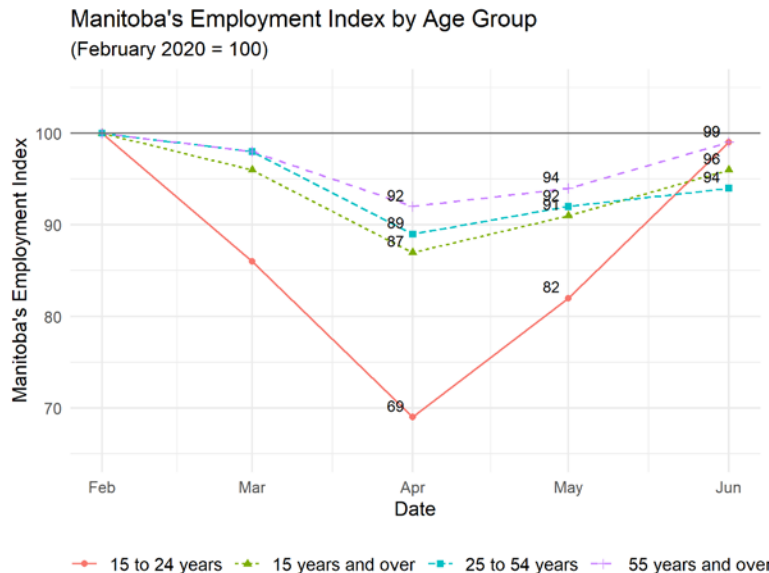


Source: Statistics Canada, LFC, Monthly, Unadjusted, Tables 14-10-0022-01

Manitoba's June 2020 employment figures rose by 34,000 in May to 629,000. The overall results are closer to the February 2020 pre-lockdown employment numbers of 655,000 (**Figure 1**).

June's employment figures are approximately 4 per cent points below February's employment level.

Figure 2: Manitoba's Employment Index by Age Group (Feb 2020 = 100)

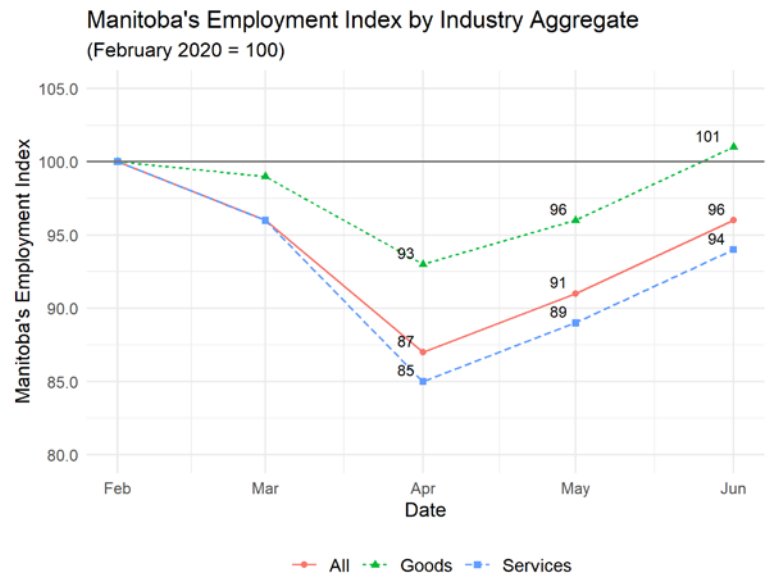


The employment index for June 2020 for ages 15 to 24 is only 1 per cent point below that of February 2020 level (**Figure 2**). This is a huge improvement over the April index value of 69.

The June 2020 index value of 94 for those aged 25 to 54 is still 6 per cent points below the February 2020 level.

Source: Statistics Canada, LFC, Monthly, Unadjusted, Tables 14-10-0022-01

Figure 3: Manitoba's Employment Index by Industry Aggregate (Feb 2020 = 100)

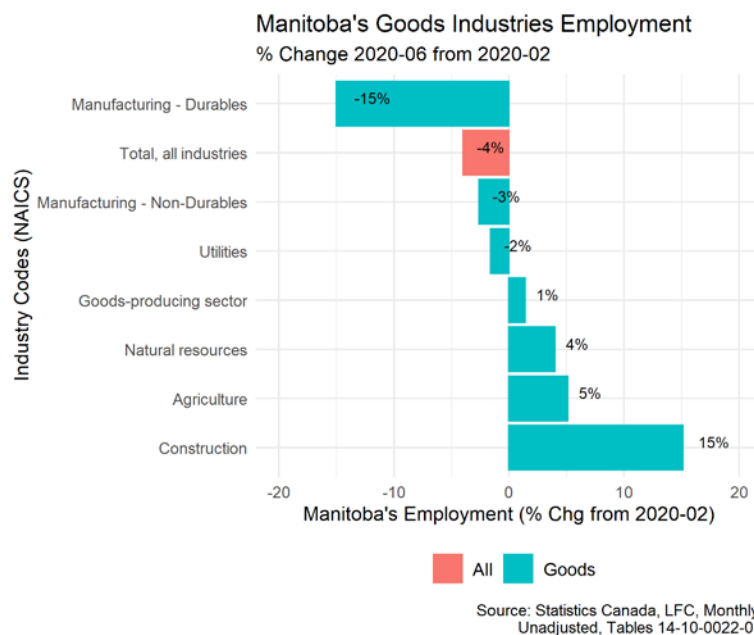


The employment index for the goods sector of 101 is now 1 per cent point above the Feb 2020 level (**Figure 3**).

The employment index for the services sector of 94 is still 6 per cent points below the Feb 2020 level. This is below the all industries average.

Source: Statistics Canada, LFC, Monthly, Unadjusted, Tables 14-10-0022-01

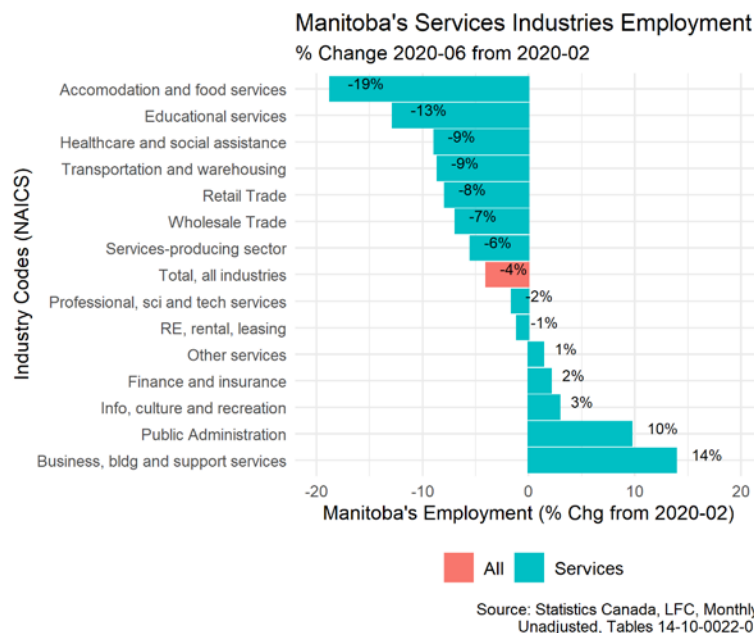
Figure 4: Manitoba's Employment by **Goods-producing Industries** (Percentage Change June/Feb 2020)



Comparison of Jun to Feb 2020 employment in goods-producing industries, **durable goods manufacturing experienced a 15 per cent decline from the February level (Figure 4).**

Natural resources, agriculture and construction are well above February levels (part of this would be due to seasonality).

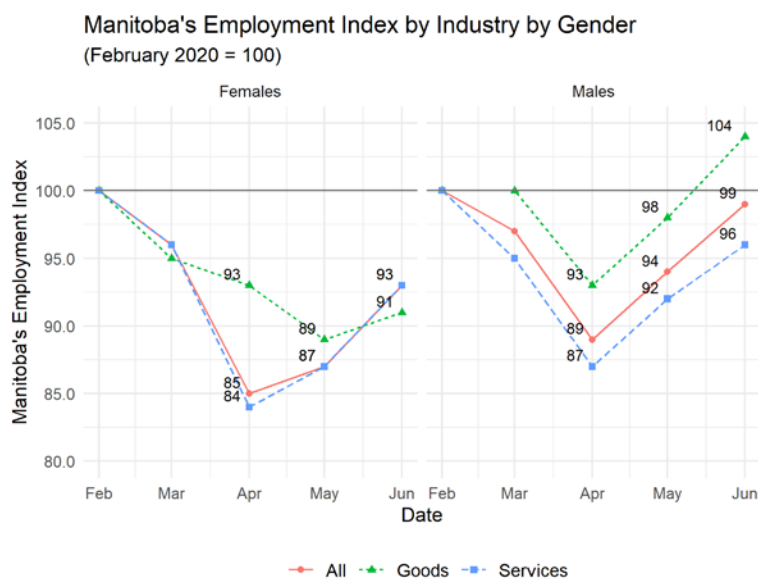
Figure 5: MB's Employment by **Services-producing Industries** (Percentage Change June/Feb 2020)



When comparing Jun/Feb 2020 employment in the services-producing sectors, **accommodation and food services was 19 per cent below the February level (Figure 5).**

Public administration (+10%), and business, building and support services (14%) are well above their level in February 2020.

Figure 6: Manitoba's Employment Index by Industry and Gender (Feb 2020 = 100)



Source: Statistics Canada, LFC, Monthly, Unadjusted, Tables 14-10-0022-01

Women’s employment in June 2020 has an index of 93, compared to men’s employment index of 99 (**Figure 6**).

When we consider employment changes by the combination of industry and gender, we see that the employment index is:

- **104** for the combination of male and goods-producing industries, and
- **91** for the combination of female and goods-producing industries.

Women in services-producing industries have an index value of 93, which is slightly higher than the change for goods producing industries.

The labour market has improved over May, but there remains a number of issues constraining labour market participation. As Dr. Tammy Schirle and Dr. Mikal Skuterud note in their July 15, 2020 C.D. Howe Institute Intelligence Memo “[The Moms are not all right](#),” women’s employment and hours of work continue to lag behind their pre-COVID-19 levels. It is clear that getting childcare and schools safely ready by fall will be critical to enable parents (and particularly women) to rejoin the labour market and support our economic recovery.

EDW Contacts for Assistance or Inquiries:

- **For Winnipeg businesses looking for help accessing government programs, please reach out to our Yes! Winnipeg Team** through our [Help us help you form](#) if you are not sure who to contact on the Y!W team.
- For general inquires please email wpginfo@edwinnipeg.com.
- For Marketing & Communications Inquiries, please email marketingandbranding@edwinnipeg.com.